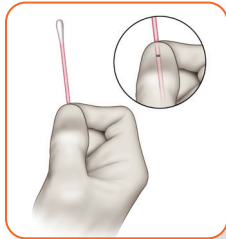


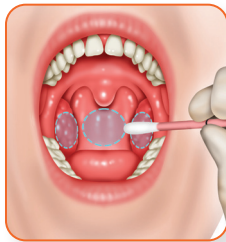
Aptima® Multitest Swab Specimen Collection Kit

Clinician collection procedure guide

For throat swab specimens



Partially open swab package and remove swab. Do not touch the soft tip or lay the swab down. If the soft tip is touched, laid down, or dropped, discard and get a new Aptima Multitest Swab Specimen Collection Kit. **Hold swab, placing thumb and forefinger in the middle of shaft covering score line.** Do not hold shaft below score line.



Carefully insert the swab into the throat ensuring contact with bilateral tonsils (if present) and the posterior pharyngeal wall, then withdraw the swab without touching the inside of the cheeks or tongue.



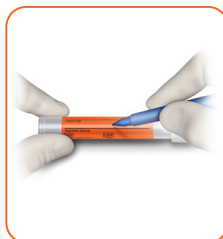
While holding swab in hand, unscrew tube cap. Do not spill tube contents. If tube contents are spilled, discard and replace with a new Aptima Multitest Swab Specimen Collection Kit.



Immediately place swab into transport tube so score line is at top of tube. **Align the score line with top edge of tube and carefully break shaft.** Discard top portion of shaft.



Note: Do NOT insert score line below top edge of vial. Do NOT push swab to bottom of vial.



Tightly screw cap onto tube. When collecting multiple specimens from the same patient, the tube label provides a specimen source field for unique identification for specimen location.



Hologic provides this collection procedure guide as a general informational tool only; it is not an affirmative instruction or guarantee of performance. It is the sole responsibility of the clinician to read and understand the appropriate package insert and comply with applicable local, state and federal rules and regulations.

hologic.com | diagnostic.solutions@hologic.com | 1.888.484.4747

Reference: Aptima Multitest Swab Specimen Collection Kit. US Package insert AW-26253-001. Hologic, Inc.; 2022.

DS-09496-001 Rev. 004 © 2023 Hologic, Inc. All rights reserved. Hologic, Aptima and associated logos are trademarks and/or registered trademarks of Hologic, Inc. and/or its subsidiaries in the United States and/or other countries. This information is intended for medical professionals in the U.S. and other markets and is not intended as a product solicitation or promotion where such activities are prohibited. Because Hologic materials are distributed through websites, eBroadcasts and tradeshows, it is not always possible to control where such materials appear. For specific information on what products are available for sale in a particular country, please contact your Hologic representative or write to diagnostic.solutions@hologic.com.