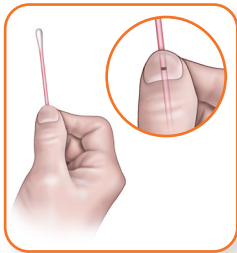


Aptima® Multitest Swab Specimen Collection Kit

Patient collection procedure guide

For penile meatal swab specimens

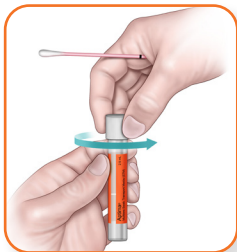


Wash hands before starting. If you have any questions about this procedure, please ask your healthcare provider.

Partially open swab package and remove swab. Do not touch the soft tip or lay the swab down. If the soft tip is touched, laid down, or dropped, discard and get a new Aptima Multitest Swab Specimen Collection Kit. **Hold swab, placing thumb and forefinger in the middle of swab shaft over black score line.**



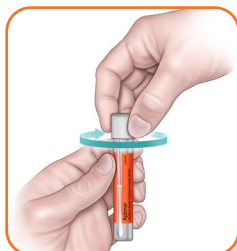
Hold the penis with your free hand (hand with no swab). If you are uncircumcised, you will have to roll the foreskin down before collection. **Using your other hand (with the swab), roll swab just at the tip or outside the opening to the penis through which you pass urine (pee).** Be sure to roll swab completely around the opening to get the best sample. It is not necessary to put the swab deep inside the opening of the penis.



While holding swab in your hand, unscrew tube cap. Do not spill tube contents. If tube contents are spilled, request a new Aptima Multitest Swab Specimen Collection Kit.



Immediately place swab into transport tube so black score line is at top of tube. Align score line with top edge of tube and carefully break swab shaft.



Discard top portion of shaft. Tightly screw cap onto tube. Return tube as instructed by your healthcare provider.

Translations for the collection guide may be available. Please check with your Hologic rep for all collection guides.

Hologic provides this collection procedure guide as a general informational tool only; it is not an affirmative instruction or guarantee of performance. It is the responsibility of the clinician to read and understand the appropriate package insert and comply with applicable local, state and federal rules and regulations.

hologic.com | diagnostic.solutions@hologic.com | 1.888.484.4747

DS-09947-001 Rev. 001 ©2020 Hologic, Inc. All rights reserved. Hologic, Aptima and associated logos are trademarks and/or registered trademarks of Hologic, Inc. and/or its subsidiaries in the United States and/or other countries. This information is intended for medical professionals in other markets and is not intended as a product solicitation or promotion where such activities are prohibited. Because Hologic materials are distributed through websites, eBroadcasts and tradeshows, it is not always possible to control where such materials appear. For specific information on what products are available for sale in a particular country, please contact your Hologic representative or write to diagnostic.solutions@hologic.com.